

How to use your Space Chamber

5 simple steps

Single and Multi-Patient Use products

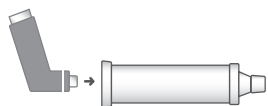


1



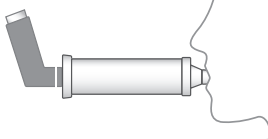
Remove the cap from your inhaler and shake well.

2



Push the inhaler into the base of the Space Chamber.

3



Put the mouthpiece between the lips and make an airtight seal, depress your inhaler, you will see a fine spray inside the Space Chamber. Take a slow, deep breath through the mouth and hold for 5-10 seconds or continue to breathe in and out through the Space Chamber for 4-6 breaths.

4



Wait at least one minute before repeating step 3. Only use one dose from the inhaler at a time.

5

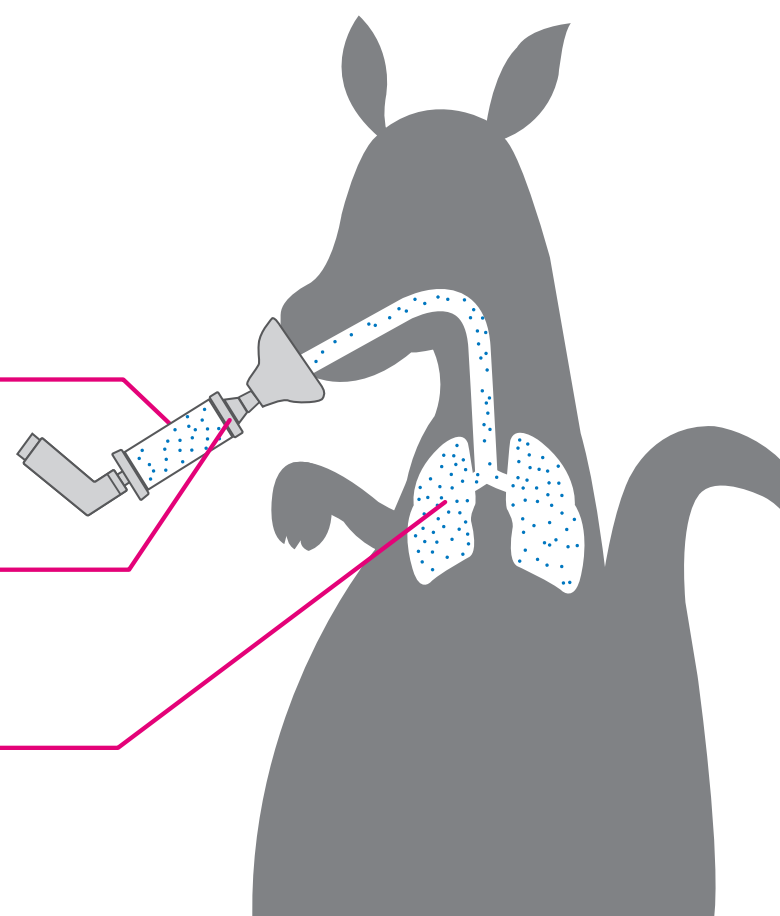


If a face mask is needed, attach to the mouthpiece of the Space Chamber. Ensure the connection is secure at all times. Apply to face and check for effective seal by ensuring the Cross Valve moves back and forth during inhalation and exhalation.

Space Chamber can trap and hold medication in suspension for longer so patients have more time to breathe in.

Cross Valve is designed to reduce resistance when breathing in medication and prevents accidental breathing out into chamber.

Optimal dose of medication reaches lungs for action against asthma and Chronic Obstructive Pulmonary Disease (COPD).



Before use, please read instructions and warnings on patient information leaflet.